













ECOLOGICAL SURVEY SEASONS

		JAN	FEB	MAR	APR	MAY	JUNE	JULY	AUG	SEP	OCT	NOV	DEC
BADGER		Green	Green	Green	Green	Green	Green	Green	Green	Green	Green	Green	Green
BATS ACTIVITY AND EMERGENCE/RE-ENTRY SURVEYS		Grey	Grey	Grey	Light Green	Green	Green	Green	Green	Green	Light Green	Grey	Grey
BIRDS	BREEDING 	Grey	Grey	Light Green	Green	Green	Green	Green	Green	Green	Light Green	Grey	Grey
	WINTER 	Green	Green	Light Green	Grey	Grey	Grey	Grey	Grey	Grey	Light Green	Green	Green
BOTANICAL SURVEYS		Green	Green	Green	Green	Green	Green	Green	Green	Green	Green	Green	Green
DORMOUSE		Grey	Grey	Grey	Green	Green	Green	Green	Green	Green	Green	Green	Green
GREAT CRESTED NEWT BREEDING PONDS		Grey	Grey	Light Green	Green	Green	Green	Green	Green	Green	Green	Green	Green
REPTILES		Grey	Grey	Light Green	Green	Green	Green	Green	Green	Green	Green	Green	Green
WATER VOLE		Green	Green	Green	Green	Green	Green	Green	Green	Green	Green	Green	Green
WHITE-CLAWED CRAYFISH		Green	Green	Green	Green	Green	Green	Green	Green	Green	Green	Green	Green

Please contact a member of the **EDP Ecology Team** for further detailed advice and to tailor a survey strategy to suit your needs

SURVEYS OPTIMAL	SURVEYS SUB-OPTIMAL	NO SURVEYS - RESULTS UNRELIABLE
-----------------	---------------------	---------------------------------

EDP Cirencester

Tithe Barn, Barnsley Park Estate, Barnsley
Cirencester, Gloucestershire GL7 5EG
t 01285 740427

EDP Cardiff

First Floor, The Bonded Warehouse
Atlantic Wharf, Cardiff CF10 4HF
t 029 21671900

EDP Shrewsbury

The Stables, Sansaw Business Park, Hadnall
Shrewsbury SY4 4AS
t 01939 211190